

# SKETCH/AREA TABLE ADDENDUM

SUBJECT

Property Address

City **Raleigh**

County **Wake**

State **NC**

Zip **27614**

Borrower

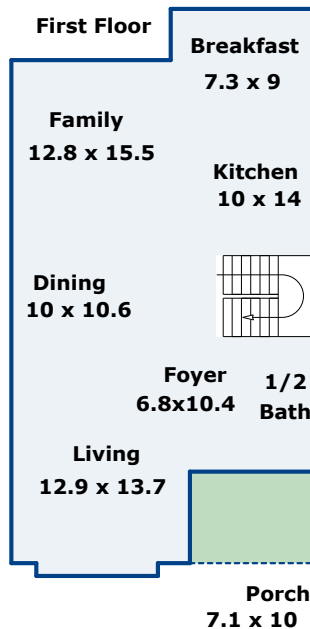
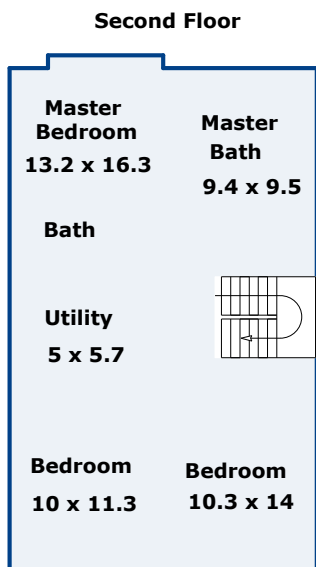
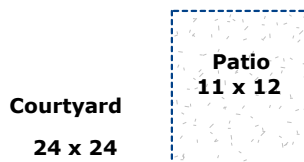
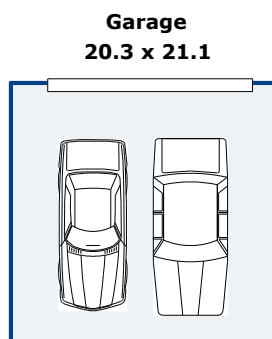
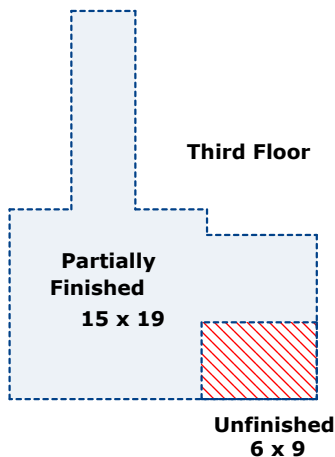
Lender/Client

Appraiser Name **Joel Pearl**

Appr Address **jjjjpppp@aol.com**

**First Floor = 926 Square Feet**  
**Second Floor = 952 Square Feet**  
**Total Finished = 1,878 Square Feet**

**Partially Finished = 362 Square Feet**  
**Unfinished = 54 Square Feet**  
**Garage = 429 Square Feet**  
**Total Under Roof = 2,723 Square Feet**



IMPROVEMENTS SKETCH

Scale: 1 = 15

# CALCULATIONS ADDENDUM

SUBJECT

Property Address			
City <b>Raleigh</b>	County <b>Wake</b>	State <b>NC</b>	Zip <b>27614</b>
Borrower			
Lender/Client			
Appraiser Name <b>Joel Pearl</b>		Appr Address <b>jjjpppp@aol.com</b>	

AREA CALCULATIONS

AREA CALCULATIONS SUMMARY			
Code	Description	Net Size	Net Totals
GLA1	First Floor	925.8	925.8
GLA2	Second Floor	952.2	952.2
GAR	Garage	428.7	428.7
P/P	Third Floor	416.4	
	Unfinished	-54.0	
	Porch	71.3	
	Patio	132.0	565.7
Net LIVABLE Area		(rounded)	1878

LIVING AREA BREAKDOWN			
Breakdown			Subtotals
<b>First Floor</b>			
24.0	x	32.2	770.8
7.1	x	14.0	99.5
4.0	x	11.5	46.0
1.0	x	9.5	9.5
<b>Second Floor</b>			
24.0	x	39.3	943.2
1.0	x	9.0	9.0
6 Items			(rounded)
			1878

INDIVIDUAL AREA - BREAKDOWN CALCULATIONS

<p><b>First Floor</b></p> <p>24.0 x 32.2 = 770.8</p> <p>7.1 x 14.0 = 99.5</p> <p>4.0 x 11.5 = 46.0</p> <p>1.0 x 9.5 = 9.5</p>	<p><b>GLA1</b></p>
<p>Area total (rounded) = 926</p>	

<p><b>Second Floor</b></p> <p>24.0 x 39.3 = 943.2</p> <p>1.0 x 9.0 = 9.0</p>	<p><b>GLA2</b></p>
<p>Area total (rounded) = 952</p>	

# CALCULATIONS ADDENDUM

SUBJECT

Property Address

City **Raleigh**

County **Wake**

State **NC**

Zip **27614**

Borrower

Lender/Client

Appraiser Name **Joel Pearl**

Appr Address **jjjjpppp@aol.com**

Garage GAR

$$21.1 \times 20.3 = 428.7$$

Area total (rounded) = 429

Third Floor P/P

$$\begin{aligned} 24.0 \times 12.8 &= 308.0 \\ 15.5 \times 5.0 &= 77.5 \\ 2.0 \times 15.4 &= 30.9 \end{aligned}$$

Area total (rounded) = 416

Unfinished P/P

$$6.0 \times 9.0 = 54.0$$

Area total (rounded) = 54

Porch P/P

$$10.0 \times 7.1 = 71.3$$

Area total (rounded) = 71

Patio P/P

$$12.0 \times 11.0 = 132.0$$

Area total (rounded) = 132

INDIVIDUAL AREA - BREAKDOWN CALCULATIONS